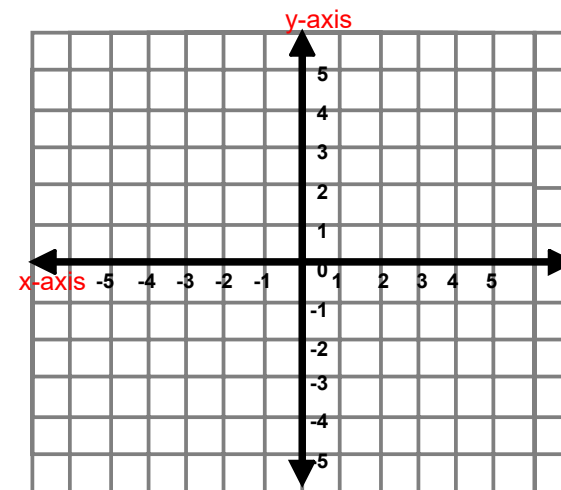


Chapters 4 & 6 Review (Pt 1)

Graphing Using a Chart

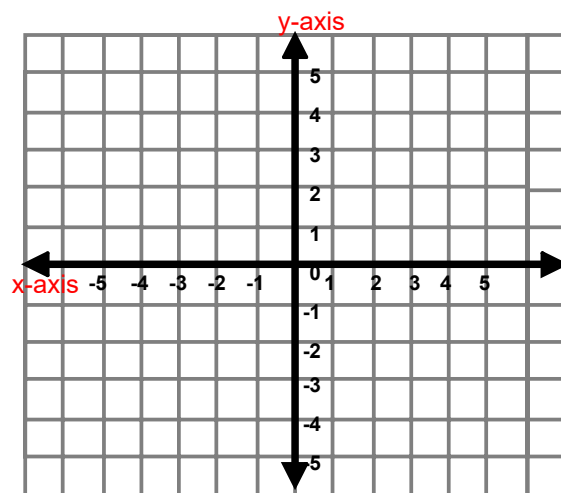
1) Graph the linear equation using an INPUT-OUTPUT TABLE.

$$y = 2x - 3$$



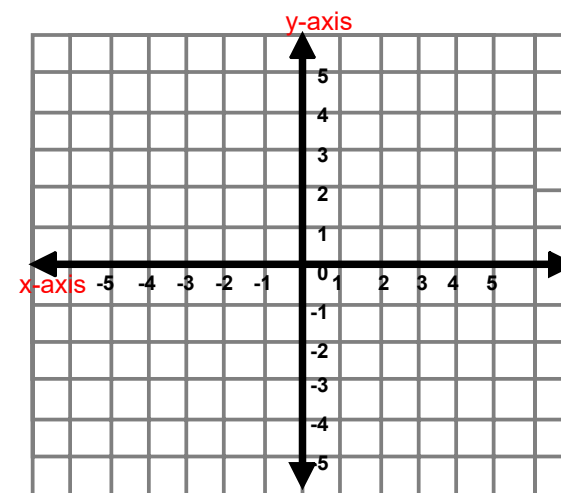
2) Graph the linear equation using an INPUT-OUTPUT TABLE.

$$y = -x + 4$$



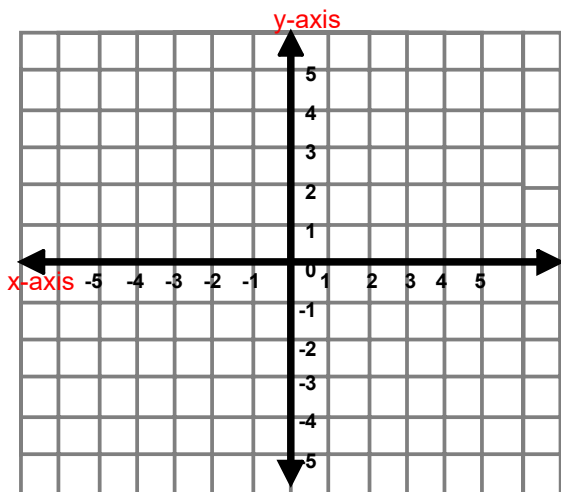
3) Graph the linear equation using an INPUT-OUTPUT TABLE.

$$-3x + y = -1$$



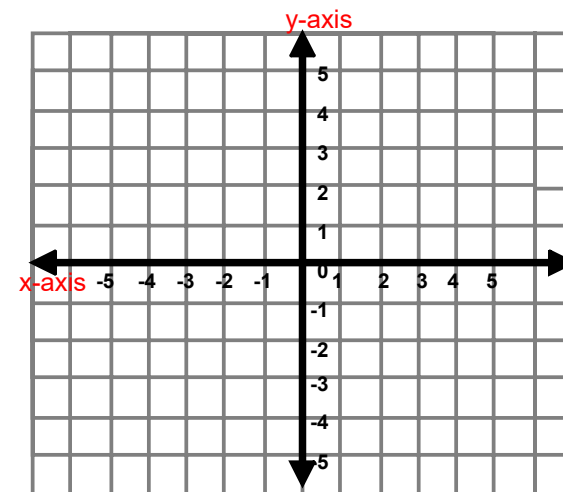
Using a T-Chart

4) Graph $y = \frac{1}{2}x + 1$ using T-chart.



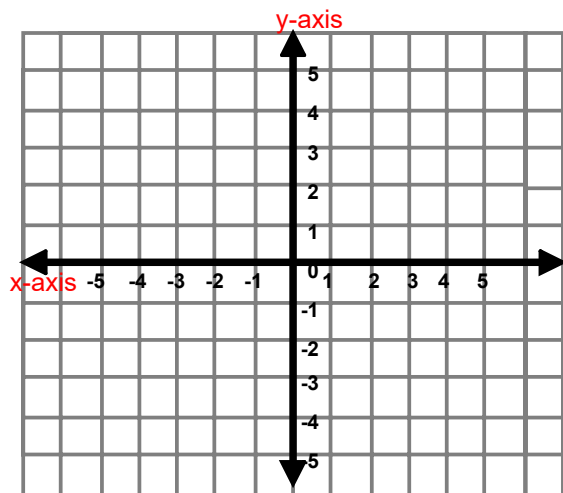
Graphing Horizontal and Vertical Lines

5) $y = 4$



Graphing Horizontal and Vertical Lines

6) $x = 3$



SLOPE OF A LINE

going up



positive slope

going down



negative slope

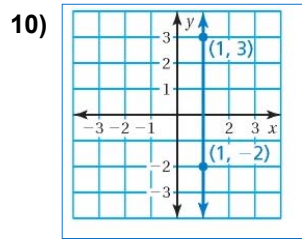
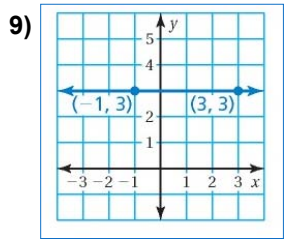
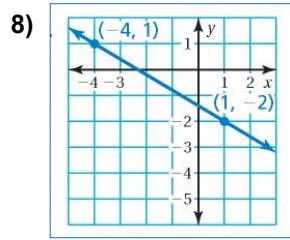
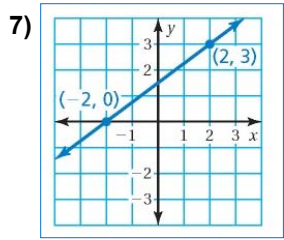
level



0 slope

Find the slope of each line.

$$\text{slope} = \frac{\text{rise}}{\text{run}}$$



SLOPE FORMULA

$$m = \frac{y_2 - y_1}{x_2 - x_1}$$

Find the slope between the two points:

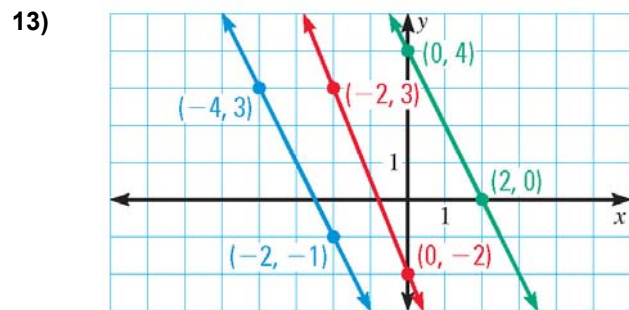
11) $(0, 7)$ and $(-4, -1)$

12) $(-2, 5)$ and $(9, 5)$

Practice

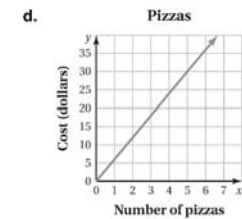
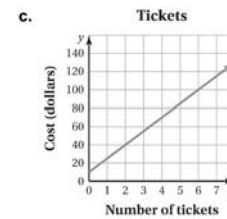
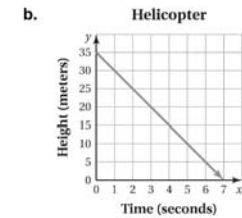
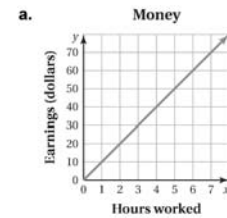
Determine which lines are parallel.

$$m = \frac{y_2 - y_1}{x_2 - x_1}$$



Identify if the following is a proportional relationship.

14)



On Your Own

Work with a partner. Tell whether x and y are in a proportional relationship. Explain your reasoning.

e.

Laps, x	1	2	3	4
Time (seconds), y	90	200	325	480

f.

Cups of Sugar, x	$\frac{1}{2}$	1	$1\frac{1}{2}$	2
Cups of Flour, y	1	2	3	4

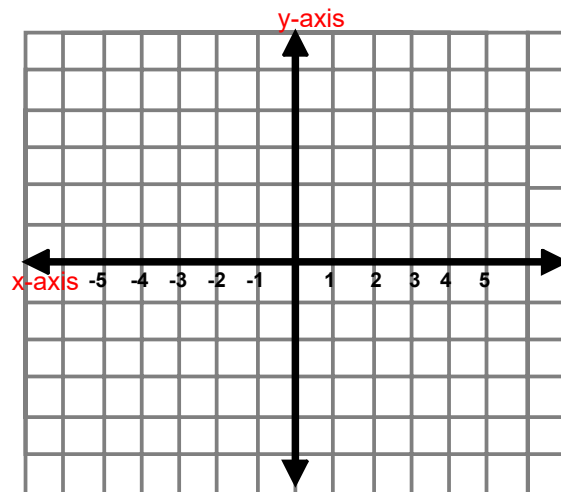
15) **CARS** After it is purchased, the value of a new car decreases \$4000 each year. After 3 years, the car is worth \$18,000.

- Write an equation that represents the value V (in dollars) of the car x years after it is purchased.
- What was the original value of the car?

Graphing Linear Equations

Graph the following equation using slope-intercept form.

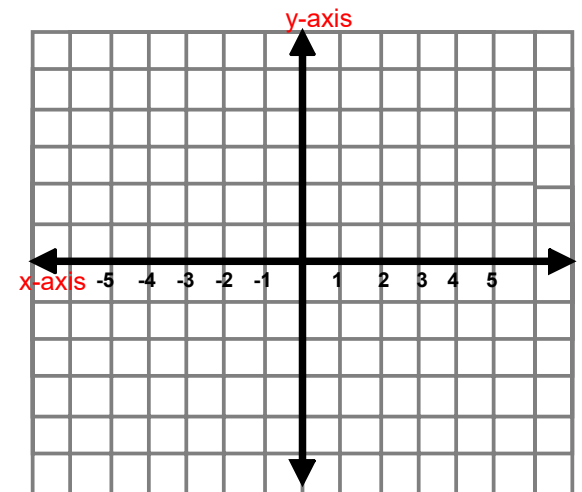
16) $y = 2x - 3$



Graphing Linear Equations

Graph the following equation using slope-intercept form.

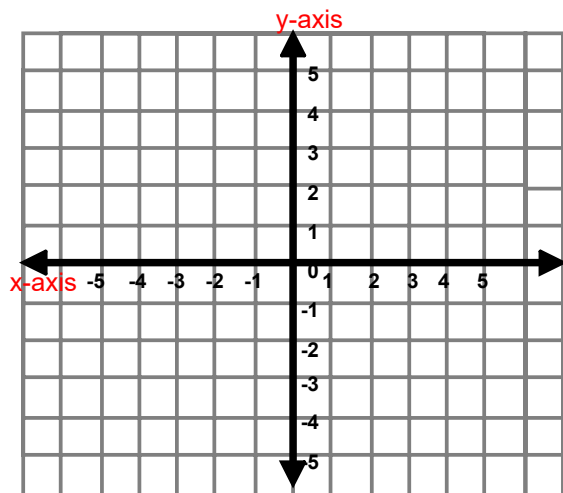
17) $y = -3x + 1$



Graphing Linear Equations

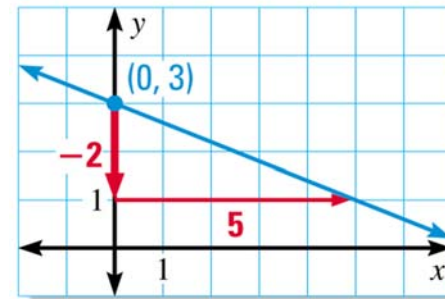
Graph the following equation using slope-intercept form.

18) $y - 2 = \frac{3}{2}x$



Example

20) Write an equation of the line shown in slope-intercept form.




APPLICATION



21) The cost y (in dollars) of taking a taxi x miles is $y = 2.5x + 2$.

(a) Graph the equation. (b) Interpret the y -intercept and the slope.



Practice

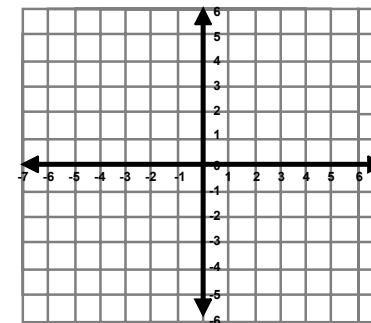
22) $6x - 4y = 12$

x-intercept

Plug-in $y=0$ into the equation and solve for x .

y-intercept

Plug-in $x=0$ into the equation and solve for y .



Graph the equation using the intercepts.

Practice

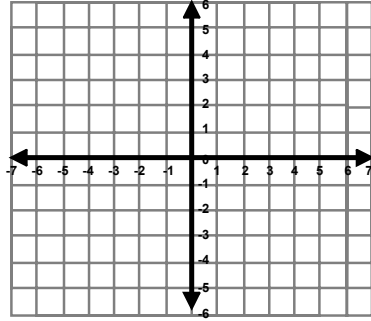
$$23) \quad 8x + 4y = 24$$

x-intercept

Plug-in $y=0$ into the equation and solve for x .

y-intercept

Plug-in $x=0$ into the equation and solve for y .



Graph the equation using the intercepts.